



COMMERCIAL AND ARCHITECTURAL  
DOOR MANUFACTURER

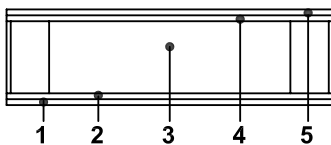

U.S.A. : 1 800 363.2248  
Can. : 1 800 463.3124  
info@lambtondoors.com

## COMMERCIAL AND ARCHITECTURAL DOORS


### Particleboard core

Compatible edge **5-8300-CE**

Matching edge **5-8300-ME**



### SPECIFICATIONS DESCRIPTION

|  |  |
|--|--|
| <b>Type</b>                                  | Particleboard core (interior use).   |
| <b>In conformity with Industry standards</b> | ARCHITECTURAL WOODWORK STANDARDS-ED.1<br>W.D.M.A. SERIES I.S.1-A-2004<br>ASTM D5456-09<br>ANSI A208.1  |
| <b>Thickness</b>                             | 1-3/4" (44 mm).  |
| <b>Maximum size</b>                          | 48" x 120" (1 219 mm x 3 048 mm).  |
| <b>Stiles</b>                                | <b>CE:</b> 7/16" (11 mm) wood (mill option) laminated to 4" (102 mm) structural composite lumber (SCL).<br><b>ME:</b> 7/16" (11 mm) hardwood laminated to 4" (102 mm) structural composite lumber (SCL).   |
| <b>Rails</b>                                 | 3" (76 mm) structural composite lumber (SCL).  |
| <b>Core</b>                                  | Particleboard core with a density of 28-32 PCF (449-513 kg/m <sup>3</sup> ) LD-1, bonded to the stiles and rails.  |
| <b>Adhesive</b>                              | Type I (waterproof); PVA (no urea formaldehyde); <b>VOC&lt;0.683 g/L.</b>  |
| <b>Face</b>                                  | Wood veneer or MDO bonded to a composite crossband.  |
| <b>Options</b>                               | <ul style="list-style-type: none"> <li>● LD-2 core.</li> <li>● 20 minute rating neutral or positive pressure. Refer to Fire Door Section of our website for details.</li> <li>● 15/16" (24 mm) wood (mill option) or hardwood laminated to 4" (102 mm) structural composite lumber (SCL).</li> </ul> |
| <b>Lite and louver openings</b>              | Wood louvers not permitted in 20 minute labeled doors. Minimum 5" (127 mm) from stiles or rails. Minimum 1-1/2" (38 mm) from cut-out to cut-out. Refer to Option Section of our website for details.   |
| <b>Notes</b>                                 | Stile and rail dimensions shown are rough sizes, before trimming. Dimensions will vary due to prefit requirements.   |
| <b>Warranty</b>                              | Life of original installation. See our complete warranty for details.  |
| <b>Factory Finish</b>                        | UV Finishing System. Stain, clearcoat, opaque and primed finish available. Custom color matching available. Seal top and bottom standard. <b>No VOC.</b>   |
| <b>Environmental Description</b>             | Recycled content (LEED MRc4.1, 4.2).    |

### INFORMATION [www.lambtondoors.com](http://www.lambtondoors.com)

