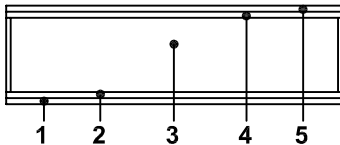
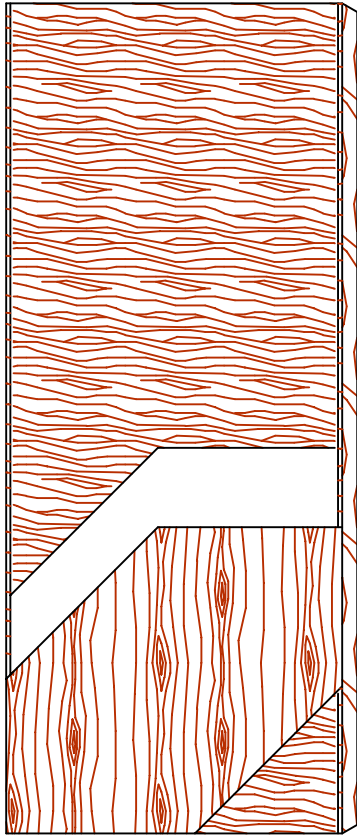




COMMERCIAL AND ARCHITECTURAL  
DOOR MANUFACTURER

U.S.A. : 1 800 363.2248  
Can. : 1 800 463.3124  
sales@lambtondoors.com



# COMMERCIAL AND ARCHITECTURAL DOORS



## Laminated strand lumber core


NO UREA FORMALDEHYDE

Compatible edge **5-LSL-ECE**

Matching edge **5-LSL-EME**

### SPECIFICATIONS DESCRIPTION

<b>Type</b>	Laminated strand lumber core (interior use).
<b>In conformity with industry standards</b>	ARCHITECTURAL WOODWORK STANDARDS-ED. 1 W.D.M.A. SERIES I.S.1-A-2004 CSA 0132.2 SERIES 90 ASTM D5456-09
<b>Thickness</b>	1-3/8" (35 mm) - 1-3/4" (44 mm).
<b>Maximum size</b>	48" x 120" (1219 mm x 3048 mm).
<b>Stiles</b>	<b>ECE:</b> 7/16" (11 mm) wood (mill option). <b>EME:</b> 7/16" (11 mm) hardwood.
<b>Core</b>	Structural composite lumber (SCL) with a density of 38 PCF (609 kg/m <sup>3</sup> ) bonded to the stiles. <b>No added urea formaldehyde resins.</b>
<b>Adhesive</b>	Type I (waterproof); PVA (no urea formaldehyde); <b>VOC&lt;0.683 g/L.</b>
<b>Face</b>	Wood veneer or MDO bonded to a UF free composite crossband. <b>No added urea formaldehyde resins.</b>
<b>Option</b>	[Door 1-3/4" (44 mm)] 20 minute rating neutral or positive pressure. Refer to Fire Door Section of our website for details.
<b>Lite and louver opening</b>	Wood louvers not permitted in 20 minute labeled doors. Minimum 5" (127 mm) from stiles or rails. Minimum 1-1/2" (38 mm) from cut-out to cut-out. Refer to Options Section of our Website for details.
<b>Notes</b>	Stile and rail dimensions shown are rough sizes, before trimming. Dimensions will vary due to prefit requirements.
<b>Warranty</b>	Life of original installation. See our complete warranty for details.
<b>Factory finish</b>	UV Finishing System. Stain, clearcoat, opaque and primed finish available. Custom color matching available. Seal top and bottom standard. <b>No VOC.</b>

**Environmental description** Low Emitting Materials (LEED EQc4.4). 

### INFORMATION [WWW.LAMBTONDOORS.COM](http://WWW.LAMBTONDOORS.COM)

