



COMMERCIAL AND ARCHITECTURAL
DOOR MANUFACTURER

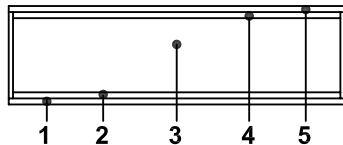
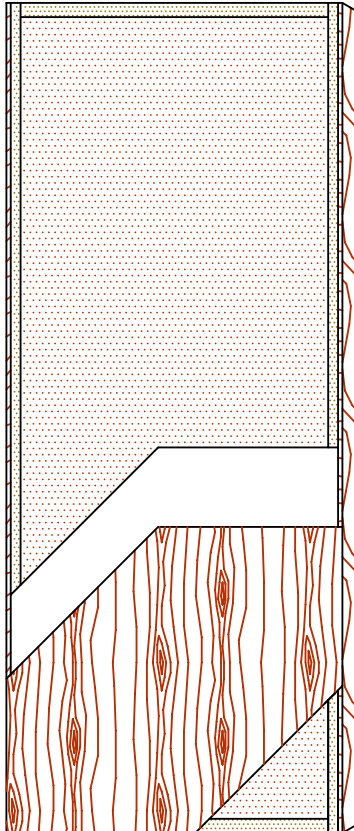
U.S.A. : 1 800 363.2248
Can. : 1 800 463.3124
info@lambtondoors.com

COMMERCIAL AND ARCHITECTURAL DOORS




Laminated strand lumber core NO UREA FORMALDEHYDE

Blind edge **5-UFLSL-EBE**



SPECIFICATIONS DESCRIPTION

Type	Laminated strand lumber core (interior use).
In conformity with industry standards	ARCHITECTURAL WOODWORK STANDARDS-ED.1 W.D.M.A. SERIES I.S.1-A-2004 ASTM D5456-09
Thickness	1-3/8" (35mm) - 1-3/4" (44 mm).
Maximum size	48" x 120" (1 219 mm x 3 048 mm).
Stiles	7/16" (11 mm) hardwood laminated to 1" (25 mm) structural composite lumber (SCL) .
Rails	1-7/16" (36 mm) structural composite lumber (SCL).
Core	Structural composite lumber (SCL) with a density of 38 PCF (609 kg/m ³) bonded to the stiles. No added urea formaldehyde resin.
Adhesive	Type I (waterproof); PVA (no urea formaldehyde); VOC<0.683 g/L.
Face	Wood veneer bonded to a UF free composite crossband. No added urea formaldehyde resin.
Option	[Door 1-3/4"- (44 mm)] 20 minute rating neutral or positive pressure. Refer to Fire Door Section of our website for details.
Lite and louver opening	Wood louvers not permitted in 20 minute labeled doors. Minimum 5" (127 mm) from stiles or rails. Minimum 1-1/2" (38 mm) from cut-out to cut-out. Refer to Options Section of our website for details.
Notes	Stile and rail dimensions shown are rough sizes, before trimming. Dimensions will vary due to prefit requirements.
Warranty	Life of original installation. See our complete warranty for details.
Factory finish	UV Finishing System. Stain and clearcoat finish available. Custom color matching available. Seal top and bottom standard. NO VOC.

Environmental description Low Emitting Materials (LEED EQc4.4). 

INFORMATION www.lambtondoors.com



Printed in Canada 2010/12