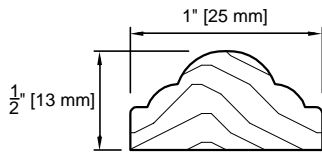




STANDARD APPLIED MOULDINGS

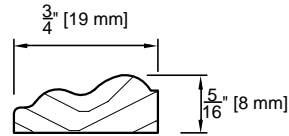
U.S.A. : 1.800.363.2248
Can. : 1.800.463.3124

MODEL #AM-01



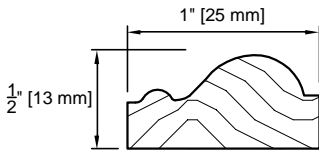
Actual size

MODEL #AM-02



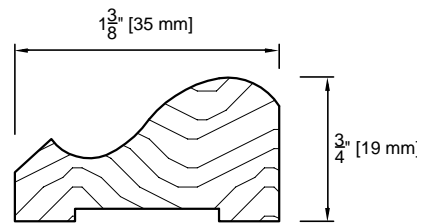
Actual size

MODEL #AM-03



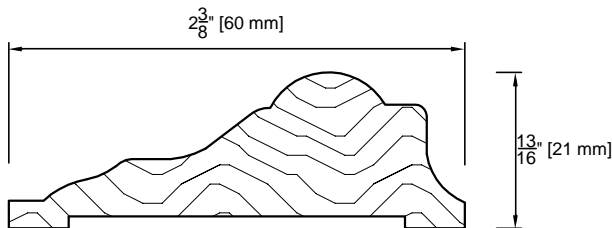
Actual size

MODEL #AM-04



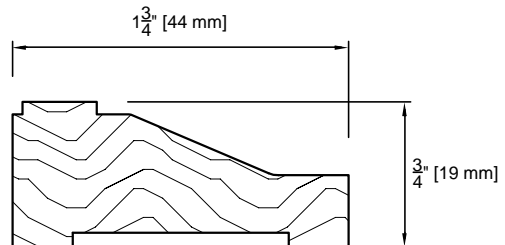
Actual size

MODEL #AM-05



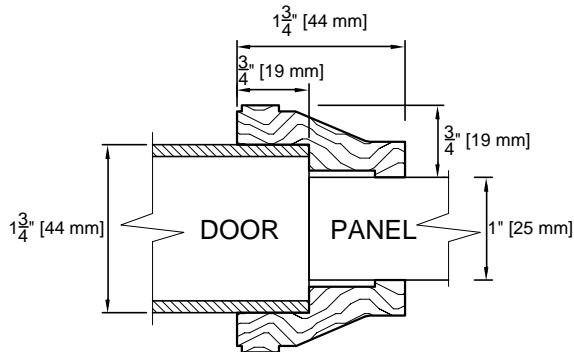
Actual size

MODEL #AM-06



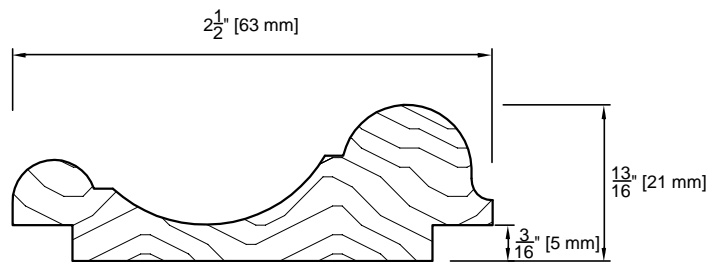
Actual size

MODEL #AM-07



Half size

MODEL #AM-08
Recessed Moulding



Actual size

Lambton Doors can match or customize to any profile required.