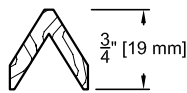
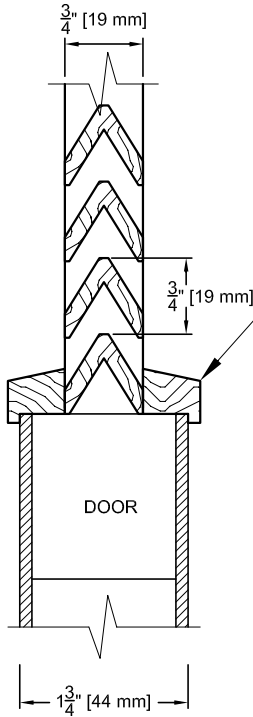




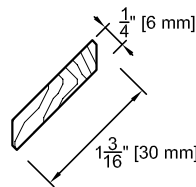

WOOD LOUVERS

U.S.A. : 1.800.363.2248
Can. : 1.800.463.3124

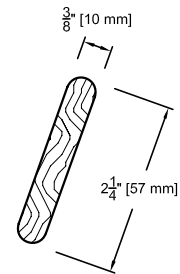
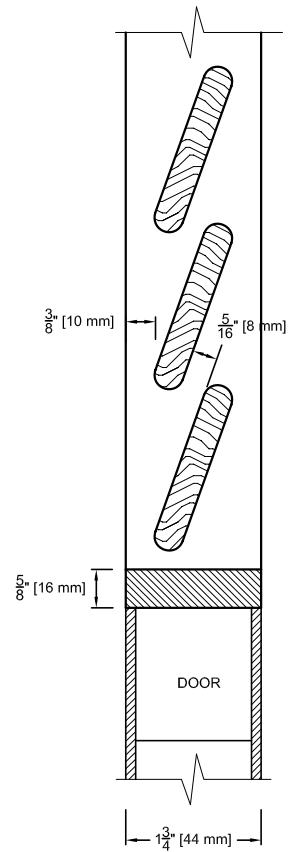
#1 "CHEVRON" LOUVER



#2 "SLAT" LOUVER




#3 ARCHITECTURAL LOUVER

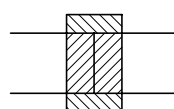


Available in
LB1 & LB7

Widths over 20" [508 mm]



3/4" [19 mm]



Section

SLAT & ARCHITECTURAL LOUVER :

Lambton Doors cannot warrant any louver over 20" [508 mm] in width. We suggest that any louver required over 20" [508 mm] be ordered as two louvers installed together.