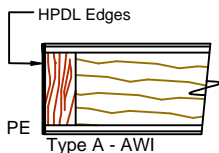
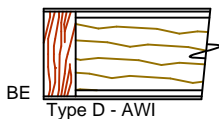
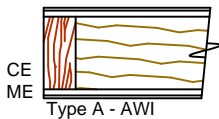





COMMERCIAL AND ARCHITECTURAL
DOOR MANUFACTURER

U.S.A. : 1 800 363.2248
Can. : 1 800 463.3124
info@lambtondoors.com
www.lambtondoors.com



The FSC logo identifies products which contain wood from well-managed forests certified in accordance with the rules of the Forest Stewardship Council.



COMMERCIAL AND ARCHITECTURAL DOORS

Particleboard Core Door (PC)

Standard Series

5-8300-CE/ME/BE

EnviroDesign™ Series

5-UF8300-ECE/EME/EBE

5-FS8300-ECE/EME/EBE



SPECIFICATIONS

DESCRIPTIONS

Type	Particleboard core (interior use).
In Conformity with Industry Standards	ARCHITECTURAL WOODWORK STANDARDS-ED.2 WDMA Series I.S.1-A-2013 ASTM D5456-09 ANSI A208.1
Fire Rating Details	20 minutes neutral or positive pressure Refer to Fire-Rated Options of our Architectural Catalog (e-version) CAN/ULC-S104 NFPA 252 UL 10B neutral pressure UL 10C positive pressure category B UL 10C positive pressure category A in option
Thicknesses	Non-Rated: 1-3/8" (35 mm). 20 Minute: 1-3/4" (44 mm) to 2-1/4" (57 mm).
Maximum Sizes	Non-Rated: 48" x 120" (1 219 mm x 3 048 mm). Neutral Pressure: 48" x 120" (1 219 mm x 3 048 mm). Positive Pressure: 48" x 108" (1 219 mm x 2 743 mm).
Stiles	CE (Compatible Edge): 7/16" (11 mm) wood (mill option). ME (Matching Edge): 7/16" (11 mm) hardwood. BE (Blind Edge): 7/16" (11 mm) hardwood. Laminated to 4" (102 mm) Structural Composite Lumber (SCL).
Rails	3" (76 mm) Structural Composite Lumber (SCL).
Core	Particleboard core with a density of 28-32 PCF (449-513 kg/m ³) LD-1 bonded to the stiles and rails.
Adhesive	Type I (waterproof); PVA (UF-Free); VOC<0.683 g/L.
Face	Wood veneer, MDO or HPDL laminated to a HDF.
Options	LD-2 core, FSC and UF-Free. UF-Free faces. 15/16" (24 mm) wood (mill option) or hardwood laminated to 4" (102 mm) Structural Composite Lumber (SCL). PE (Plastic Edge): HPDL edges. Lambton Doors' EDGEFENDER : High impact resistant edges.
Lite and Louver Openings	Wood louvers not permitted in 20 minutes labeled doors. Cut-out must not exceed 40% of door area (LD-1). All models: Minimum 5" (127 mm) from stiles or rails. Non-Rated: Minimum 1-1/2" (38 mm) from cut-out to cut-out. 20 Minute: Minimum 2-3/4" (70 mm) from cut-out to cut-out.
Notes	Stile and rail dimensions shown are rough sizes, before trimming.
Warranty	Life of original installation.
Factory Finish	UV Finishing System 9 by AWI. Stain, clearcoat, opaque and primed finish available. Custom color matching available. No VOC. Sealed top and bottom standard. Lambton Doors' ASEPTI : Antimicrobial coated surface in option.
LEED® Credits	Mrc4.1, 4.2 : Recycled content. All Series. Mrc5 : Regional Materials. According to job site location. Mrc7 : FSC Certified Wood. Specify 5-FS8300. IEQ 4.4 : Low Emitting Materials, UF-Free. Specify 5-UF8300.

