

Particleboard Core Door (PC)

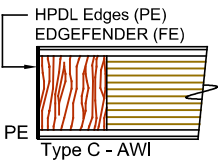
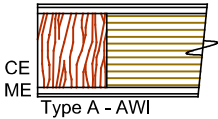

Standard Series

5-8500-CE/ME

EnviroDesign™ Series

5-UF8500-ECE/EME

5-FS8500-ECE/EME



SPECIFICATIONS DESCRIPTIONS

Type	Particleboard core (PC) (interior use).
In Conformity with Industry Standards	ARCHITECTURAL WOODWORK STANDARDS-ED.2 NAAWS 4.0 WDMA Series I.S.1-A-2021 ASTM D5456-09 ANSI A208.1 - 2016
Fire Rating Details	20 minutes neutral pressure. Refer to Fire-Rated Options of our Architectural Catalog (e-version). CAN/ULC-S104 NFPA 252 UL 10B neutral pressure
Thicknesses	1-3/4" (44 mm) to 2-1/4" (57 mm).
Maximum Sizes	Non-Rated: 48" x 120" (1 219 mm x 3 048 mm). Neutral Pressure : 48" x 108" (1 219 mm x 2 743 mm).
Stiles	CE (Compatible Edge): 15/16" (24 mm) wood (mill option). ME (Matching Edge): 15/16" (24 mm) hardwood. Laminated to a piece of 3-3/8" (86 mm) thick. This piece is made of laminated wood veneer strips of 1/8" (3 mm) each. These strips are longitudinally laminated by hot pressing (LVL). PE (Plastic Edge): HPDL edges. FE : Lambton Doors' EDGEFENDER : High impact resistant edges.
Rails	Piece of 3-3/8" (86 mm) thick. This piece is made of laminated wood veneer strips of 1/8" (3 mm) each. These strips are longitudinally laminated by hot pressing (LVL).
Core	Particleboard core with a density of 28-32 PCF (449-513 kg/m ³) LD-1 bonded to the stiles and rails.
Adhesive	Type I (waterproof); PVA (UF-Free).
Face	Wood veneer, MDO or HPDL laminated to a HDF.
Options	LD-2 core, FSC and ULEF.
Lite and Louver Openings	Wood louvers not permitted in 20 minutes labeled doors. Cut-out must not exceed 40% of door area (LD-1). All models: Minimum 5" (127 mm) from stiles or rails. Non-Rated: Minimum 1-1/2" (38 mm) from cut-out to cut-out. 20 Minutes: Minimum 2-3/4" (70 mm) from cut-out to cut-out.
Notes	Stile and rail dimensions shown are rough sizes, before trimming.
Warranty	Life of original installation.
Factory Finish	UV Finishing System 9 by AWI. No VOC. Stain, clearcoat and primed finish available. Sealed top and bottom standard. Custom color matching available. Lambton Doors' ASEPTI : Antimicrobial coated surface in option.
Environmental Benefits	Recycled content. All Series. Regional Materials. According to job site location. FSC Certified Wood. Specify 5-FS8500. Low Emitting Materials, NAF-ULEF. Specify 5-UF8500. EPD - Environmental Product Declaration available. HPD - Health Product Declaration available.
Door Weight	Thickness 1-3/4" (44mm) : LD-1= 5,2 lbs/ft ² . LD-2= 5,6 lbs/ft ² .



The mark of responsible forestry
The FSC® logo identifies products which contain wood from well-managed forests certified in accordance with the rules of the Forest Stewardship Council®.