



COMMERCIAL AND ARCHITECTURAL  
DOOR MANUFACTURER

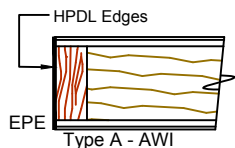
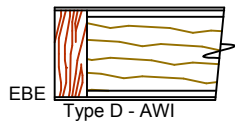
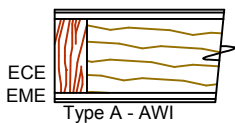
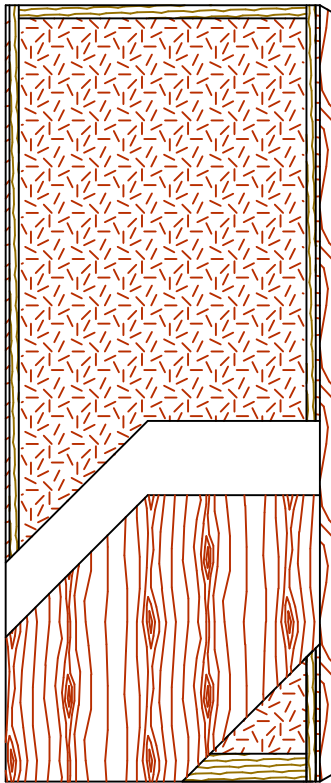
U.S.A. : 1 800 363.2248  
Can. : 1 800 463.3124  
info@lambtondoors.com  
www.lambtondoors.com

# COMMERCIAL AND ARCHITECTURAL DOORS



## Acoustical Door NO UREA FORMALDEHYDE

Compatible edge **5-STC35-ECE**  
Matching edge **5-STC35-EME**  
Blind edge **5-STC35-EBE**



### SPECIFICATIONS DESCRIPTIONS

<b>Type</b>	Sound dampening core (interior use).
<b>In conformity with industry standards</b>	ARCHITECTURAL WOODWORK STANDARDS-ED.2 WDMA Series I.S.1-A-2013      ASTM E90-04 ASTM E413-04                        ASTM E1332-90 ASTM E2235-04                      ASTM D5456-09 C.S.A. 0132.2 Serie 90
<b>Thickness</b>	1-3/4" (44 mm).
<b>Maximum size</b>	48" x 120" (1 219 mm x 3 048 mm).
<b>Stiles</b>	<b>ECE</b> (Compatible Edge): 7/16" (11 mm) wood (mill option). <b>EME</b> (Matching Edge): 7/16" (11 mm) hardwood. <b>EBE</b> (Blind Edge): 7/16" (11 mm) hardwood. Laminated to 1" (25 mm) of proprietary material.
<b>Rails</b>	Top: 1-7/16" (37 mm) of proprietary material. Bottom: 3" (76 mm) of proprietary material.
<b>Core</b>	Proprietary material.
<b>Adhesive</b>	Type I, fully waterproof; PVA (no urea formaldehyde); VOC<0.683 g/L.
<b>Face</b>	Wood veneer or MDO bonded to a UF free composite crossband. <b>No added urea formaldehyde resin.</b>
<b>Acoustical rating</b>	STC35. <b>For pair and transom, STC rating will be affected.</b>
<b>Lite opening</b>	Limited to 1 296 Sq. in. (0,836 Sq. m.). Will affect STC rating.
<b>Notes</b>	<ul style="list-style-type: none"> <li>● Doors tested using double S88BL Siliconeal™ gasket, 434ARL drop seal, 2005AT threshold and 3 heavy duty hinges. The use of hardware other than those tested will affect STC rating.</li> <li>● Stile dimensions shown are rough sizes, before trimming. Dimensions will vary depending on the hardware.</li> <li>● For pair and transom, Lambton Doors will provide a wood astragal with S88BL Siliconeal™ gasket.</li> <li>● Heavy duty hinges must be used. Weight : 9.4 lbs/sq. ft. (45.8 kg/sq. m.).</li> <li>● Not available fire-rated. Refer to STC35-90 in such a case.</li> </ul>
<b>Options</b>	15/16" (24 mm) wood (mill option) or hardwood laminated to 1" (25 mm) of proprietary material. <b>EPE</b> (Plastic Edge): HPDL edge. Lambton Doors' <b>EDGEFENDER</b> : High impact resistant edges.
<b>Warranty</b>	Life of original installation. See our complete warranty for details.
<b>Factory finish</b>	UV Finishing System 9 by AWI. Stain, clearcoat, opaque and primed finish available. No VOC. Custom color matching available. Sealed top and bottom standard. Lambton Doors' <b>ASEPTI</b> : Antimicrobial coated surface in option.

#### LEED® Credits



**MRc4.1:** Recycled content.  
**MRc7:** FSC Certified Wood. Available on request.  
**IEQ 4.4:** Low Emitting Materials, UF-Free.



The FSC logo identifies products which contain wood from well-managed forests certified in accordance with the rules of the Forest Stewardship Council.

The mark of responsible forestry

