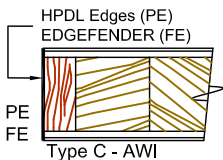
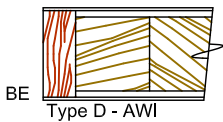
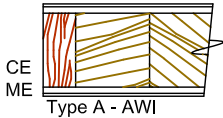
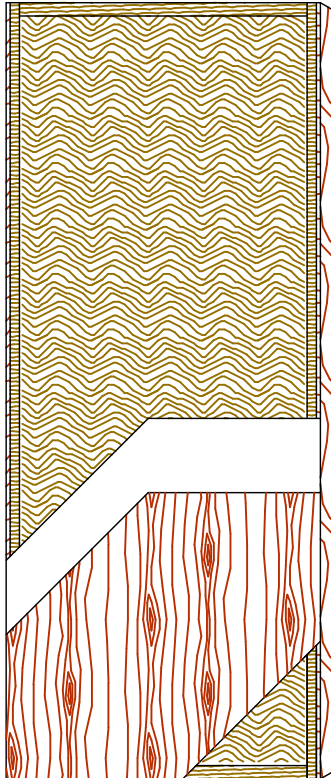


COMMERCIAL AND ARCHITECTURAL DOORS

Fire Door System Structural Composite Lumber Core Doors (SCL) 45 minute

Standard Series **5-SCL45-CE/ME/BE**
EnviroDesign™ Series **5-UFSC45-ECE/EME/EBE**
5-FSSCL45-ECE/EME/EBE



SPECIFICATIONS DESCRIPTIONS

Type	Structural Composite Lumber Core (SCL) (interior use).
In conformity with industry standards	ARCHITECTURAL WOODWORK STANDARDS-ED.2 WDMA SERIES I.S.1-A-2013 ASTM D5456-09
Fire rating details	45 minutes neutral or positive pressure Refer to Fire-Rated Options of our Architectural Catalog (e-version) CAN/ULC-S104 NFPA 252 UL 10B neutral pressure UL 10C positive pressure category B UL 10C positive pressure category A in option
Thicknesses	1-3/4" (44 mm) to 2-1/4" (57 mm).
Maximum sizes	Single door : 48" x 96" (1 219 mm x 2 438 mm). Pair doors : 96" x 96" (2 438 mm x 2 438 mm). Specify 5-LSL45 .
Stiles	CE (Compatible Edge): 7/16" (11 mm) wood (mill option). ME (Matching Edge): 7/16" (11 mm) hardwood. BE (Blind Edge): 7/16" (11 mm) hardwood. Laminated to 1" (25 mm) Structural Composite Lumber (SCL). PE (Plastic Edge): HPDL edges. FE : Lambton Doors' EDGEFENDER : High impact resistant edges.
Rails	1-7/16" (36 mm) Structural Composite Lumber (SCL).
Core	Structural Composite Lumber (SCL) core with a density of 38 PCF (609 kg/m ³) bonded to the stiles and rails.
Adhesive	Type I (waterproof); PVA (UF-Free).
Face	Wood veneer, MDO or HPDL laminated to a HDF.
Lite and louver openings	Cut-out for lites and louvers available with size limitations. Cut-out for glass openings must not exceed 1296 sq. in. Minimum 5" (127 mm) from stiles, rails or from cut-out to cut-out.
Notes	Stile and rail dimensions shown are rough sizes, before trimming.
Warranty	Life of original installation.
Factory finish	UV Finishing System 9 by AWI. Stain, clearcoat, opaque and primed finish available. Custom color matching available. Sealed top and bottom standard. Lambton Doors' ASEPTI : Antimicrobial coated surface in option.
Environmental Benefits	Recycled content. All Series. FSC Certified Wood. Specify 5-FSSCL45 / 5-FSLSL45 . Low Emitting Materials, NAF. Specify 5-UFSC45 / 5-UFLSL45 . EPD - Environmental Product Declaration available. HPD - Health Product Declaration available.
Door weight	Thickness 1-3/4" (44mm) = 6,1 lbs/ft ² .

Printed in Canada 2018/09



The mark of responsible forestry

The FSC logo identifies products which contain wood from well-managed forests certified in accordance with the rules of the Forest Stewardship Council®.

