

COMMERCIAL AND ARCHITECTURAL DOORS

Fire Door System

Agrifiber Core Door (AG)

45 minutes

Standard Series

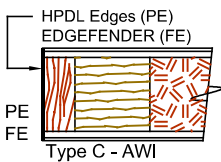
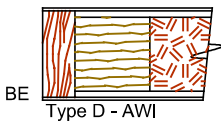
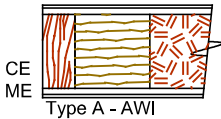

EnviroDesign™ Series



5-AG45-CE/ME/BE

5-UFAG45-ECE/EME/EBE

5-FSAG45-ECE/EME/EBE



SPECIFICATIONS

DESCRIPTIONS

Type	Agrifiber core (AG) (interior use).
In Conformity with Industry Standards	ARCHITECTURAL WOODWORK STANDARDS-ED.2 NAAWS 4.0 WDMA Series I.S.1-A-2021 ASTM D5456-09 ANSI A208.1 - 2016
Fire Rating Details	45 minutes neutral or positive pressure. Refer to Fire-Rated Options of our Architectural Catalog (e-version). CAN/ULC-S104 NFPA 252 UL 10B neutral pressure UL 10C positive pressure category B UL 10C positive pressure category A in option
Thicknesses	1-3/4" (44 mm) to 2-1/4" (57 mm).
Maximum Sizes	Neutral Pressure or Positive Pressure: 48" x 120" (1 219 mm x 3 048 mm). Pair Neutral Pressure or Positive Pressure: 96" x 96" (2 438 mm x 2 438 mm). Refer to Fire-Rated Options of our Architectural Catalog (e-version).
Stiles	CE (Compatible Edge): 7/16" (11 mm) wood (mill option). ME (Matching Edge): 7/16" (11 mm) hardwood. BE (Blind Edge): 7/16" (11 mm) hardwood. Laminated to 1" (25 mm) Structural Composite Lumber (SCL) up to 96" (2 438mm) or FPCM*. PE (Plastic Edge): HPDL edges. FE : Lambton Doors' EDGEFENDER : High impact resistant edges.
Rails	1 -7/16" (36 mm) Structural Composite Lumber (SCL) up to 96" (2 438mm) or 2" FPCM*.
Core	Agrifiber core (AG) with a density of 28-32 lb/ft³(449-513 kg/m³) bonded to the stiles and rails.
Adhesive	Type I (waterproof); PVA (UF-Free).
Face	Wood veneer, MDO or HPDL laminated to a HDF.
Options	Blocking for hardware.
Lite and Louver Openings	Cut-out for lites and louvers available with size limitations. Cut-out for glass openings must not exceed 1296 sq. in. All models: Minimum 5" (127 mm) from stiles, rails or from cut-out to cut-out.
Notes	Stile and rail dimensions shown are rough sizes, before trimming.
Warranty	Life of original installation.
Factory Finish	UV Finishing System 9 by AWI. No VOC. Stain, clearcoat, opaque and primed finish available. Sealed top and bottom standard. Custom color matching available. Lambton Doors' ASEPTI : Antimicrobial coated surface in option.
Environmental Benefits	Recycled content. All Series. Rapidly renewable material, LD-1. Regional Materials. According to job site location. FSC Certified Wood. Specify 5-FSAG45 / 5-FSAGP45. Low Emitting Materials, NAF-ULEF. Specify 5-UFAG45 / 5-UFAGP45. EPD - Environmental Product Declaration available. HPD - Health Product Declaration available.
Door Weight	Thickness 1-3/4" (44mm) : 4,9 lbs/ft².

*FPCM : Fire Proof Composite Material



The mark of responsible forestry
The FSC® logo identifies products which contain wood from well-managed forests certified in accordance with the rules of the Forest Stewardship Council®.