

# COMMERCIAL AND ARCHITECTURAL DOORS

## Fire Door System

### Structural Composite Lumber core Door (SCL)

### 45 minutes

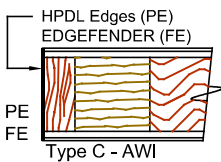
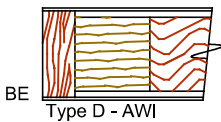
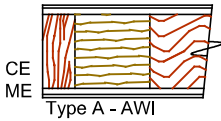

Standard Series

5-SCL45-CE/ME/BE

EnviroDesign™ Series

5-UFSC45-ECE/EME/EBE

5-FSSCL45-ECE/EME/EBE



#### SPECIFICATIONS

#### DESCRIPTIONS

<b>Type</b>	Laminated Strand Lumber core (LSL) (interior use).
<b>In Conformity with Industry Standards</b>	ARCHITECTURAL WOODWORK STANDARDS-ED.2 NAAWS 4.0 WDMA Series I.S.1-A-2021 ASTM D5456-09, ASTM F476 ANSI A208.1 - 2016
<b>Fire Rating Details</b>	45 minutes neutral or positive pressure. Refer to Fire-Rated Options of our Architectural Catalog (e-version). CAN/ULC-S104 NFPA 252 UL 10B neutral pressure UL 10C positive pressure category B UL 10C positive pressure category A in option
<b>Thicknesses</b>	1-3/4" (44 mm) to 2-1/4" (57 mm).
<b>Maximum Sizes</b>	Neutral Pressure : 48" x 96" (1 219 mm x 2 438 mm). Positive Pressure: 48" x 96" (1 219 mm x 2 438 mm). Refer to Fire-Rated Options of our Architectural Catalog (e-version).
<b>Stiles</b>	<b>CE</b> (Compatible Edge): 7/16" (11 mm) wood (mill option). <b>ME</b> (Matching Edge): 7/16" (11 mm) hardwood. <b>BE</b> (Blind Edge): 7/16" (11 mm) hardwood. Laminated to 1" (25 mm) Structural Composite Lumber (SCL). <b>PE</b> (Plastic Edge): HPDL edges. <b>FE</b> : Lambton Doors' <b>EDGEFENDER</b> : High impact resistant edges.
<b>Rails</b>	1 -7/16" (36 mm) Structural Composite Lumber (SCL).
<b>Core</b>	Structural composite lumber (SCL) with a density of 38 PCF (609 kg/m <sup>3</sup> ) bonded to the stiles and rails.
<b>Adhesive</b>	Type I (waterproof); PVA (UF-Free).
<b>Face</b>	Wood veneer, MDO or HPDL laminated to a HDF.
<b>Lite and Louver Openings</b>	Cut-out for lites and louvers available with size limitations. Cut-out for glass openings must not exceed 1080 sq. in. All models: Minimum 5" (127 mm) from stiles, rails or from cut-out to cut-out.
<b>Notes</b>	Stile and rail dimensions shown are rough sizes, before trimming.
<b>Warranty</b>	Life of original installation.
<b>Factory Finish</b>	UV Finishing System 9 by AWI. No VOC. Stain, clearcoat, opaque and primed finish available. Sealed top and bottom standard. Custom color matching available. Lambton Doors' <b>ASEPTI</b> : Antimicrobial coated surface in option.
<b>Environmental Benefits</b>	Recycled content. All Series. Regional Materials. According to job site location. FSC Certified Wood. Specify 5-FSSCL45 / 5-FSLSL45. Low Emitting Materials, NAF-ULEF. Specify 5-UFSC45 / 5-UFLSL45. EPD - Environmental Product Declaration available. HPD - Health Product Declaration available.
<b>Door Weight</b>	Thickness 1-3/4" (44mm) : 6,1 lbs/ft <sup>2</sup> .



The mark of responsible forestry  
The FSC® logo identifies products which contain wood from well-managed forests certified in accordance with the rules of the Forest Stewardship Council®.