

COMMERCIAL AND ARCHITECTURAL DOORS

Fire Door System

Structural Composite Lumber core Door (SCL)

45 minutes

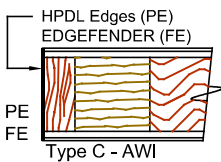
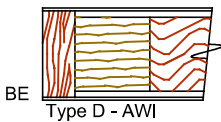
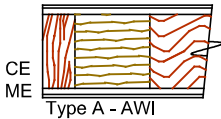

Standard Series

5-SCL45-CE/ME/BE

EnviroDesign™ Series

5-UFSC45-ECE/EME/EBE

5-FSSCL45-ECE/EME/EBE



SPECIFICATIONS

DESCRIPTIONS

| | |
|--|---|
| Type | Laminated Strand Lumber core (LSL) (interior use). |
| In Conformity with Industry Standards | ARCHITECTURAL WOODWORK STANDARDS-ED.2 NAAWS 4.0 WDMA Series I.S.1-A-2021 ASTM D5456-09, ASTM F476 ANSI A208.1 - 2016 |
| Fire Rating Details | 45 minutes neutral or positive pressure. Refer to Fire-Rated Options of our Architectural Catalog (e-version). CAN/ULC-S104 NFPA 252 UL 10B neutral pressure UL 10C positive pressure category B UL 10C positive pressure category A in option |
| Thicknesses | 1-3/4" (44 mm) to 2-1/4" (57 mm). |
| Maximum Sizes | Neutral Pressure : 48" x 96" (1 219 mm x 2 438 mm). Positive Pressure: 48" x 96" (1 219 mm x 2 438 mm). Refer to Fire-Rated Options of our Architectural Catalog (e-version). |
| Stiles | CE (Compatible Edge): 7/16" (11 mm) wood (mill option). ME (Matching Edge): 7/16" (11 mm) hardwood. BE (Blind Edge): 7/16" (11 mm) hardwood. Laminated to 1" (25 mm) Structural Composite Lumber (SCL). PE (Plastic Edge): HPDL edges. FE : Lambton Doors' EDGEFENDER : High impact resistant edges. |
| Rails | 1 -7/16" (36 mm) Structural Composite Lumber (SCL). |
| Core | Structural composite lumber (SCL) with a density of 38 PCF (609 kg/m ³) bonded to the stiles and rails. |
| Adhesive | Type I (waterproof); PVA (UF-Free). |
| Face | Wood veneer, MDO or HPDL laminated to a HDF. |
| Lite and Louver Openings | Cut-out for lites and louvers available with size limitations. Cut-out for glass openings must not exceed 1080 sq. in. All models: Minimum 5" (127 mm) from stiles, rails or from cut-out to cut-out. |
| Notes | Stile and rail dimensions shown are rough sizes, before trimming. |
| Warranty | Life of original installation. |
| Factory Finish | UV Finishing System 9 by AWI. No VOC. Stain, clearcoat, opaque and primed finish available. Sealed top and bottom standard. Custom color matching available. Lambton Doors' ASEPTI : Antimicrobial coated surface in option. |
| Environmental Benefits | Recycled content. All Series. Regional Materials. According to job site location. FSC Certified Wood. Specify 5-FSSCL45 / 5-FSLSL45. Low Emitting Materials, NAF-ULEF. Specify 5-UFSC45 / 5-UFLSL45. EPD - Environmental Product Declaration available. HPD - Health Product Declaration available. |
| Door Weight | Thickness 1-3/4" (44mm) : 6,1 lbs/ft ² . |



The mark of responsible forestry
The FSC® logo identifies products which contain wood from well-managed forests certified in accordance with the rules of the Forest Stewardship Council®.