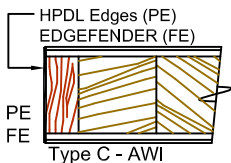
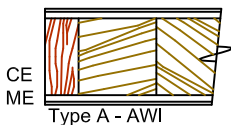
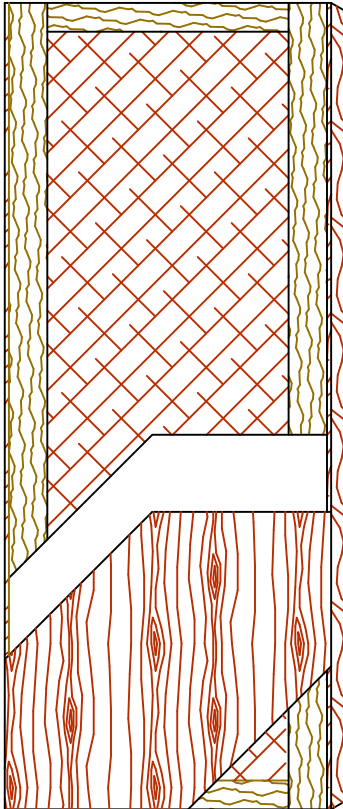


COMMERCIAL AND ARCHITECTURAL DOORS

Hollow core (HC)

Standard Series **5-HC8300-CE/ME**
EnviroDesign™ Series **5-UFHC8300-ECE/EME**



SPECIFICATIONS DESCRIPTIONS

Type	Hollow core (interior use).
In Conformity with Industry Standards	ARCHITECTURAL WOODWORK STANDARDS-ED.2 WDMA Series I.S.1-A-2013 ASTM D5456-09
Thicknesses	1-3/8" (35 mm) to 1-3/4" (45 mm).
Maximum Sizes	48" x 108" (1 219 mm x 2 743 mm).
Stiles	CE (Compatible Edge): 7/16" (11 mm) wood (mill option). ME (Matching Edge): 7/16" (11 mm) hardwood. PE (Plastic Edge): HPDL edges. FE (Lambton Doors' EDGEFENDER): High impact resistant edges. Laminated to a piece of 4" (102 mm) Structural Composite Lumber (SCL).
Rails	Piece of 3" (76 mm) Structural Composite Lumber (SCL).
Core	Hollow core (mill option).
Adhesive	Type I (waterproof); PVA (UF-Free); VOC<0.683 g/L.
Face	Wood veneer, MDO or HPDL laminated to a HDF. UF-Free faces in option.
Options	15/16" (24 mm) wood (mill option)
Lite and Louver Openings	Not available.
Notes	Stile and rail dimensions shown are rough sizes, before trimming.
Warranty	Life of original installation.
Factory Finish	UV Finishing System 9 by AWI. Stain, clearcoat, opaque and primed finish available. Custom color matching available. No VOC. Sealed top and bottom standard. Lambton Doors' ASEPTI : Antimicrobial coated surface in option.

LEED® Credits **MRc4.1, 4.2:** Recycled content. All Series.
IEQ 4.4: Low Emitting Materials, UF-Free. Specify **5-UFHC8300**.



Printed in Canada 2019/05

