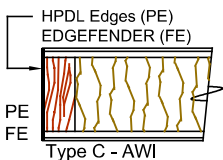
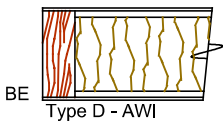
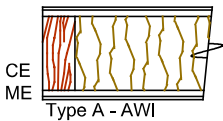
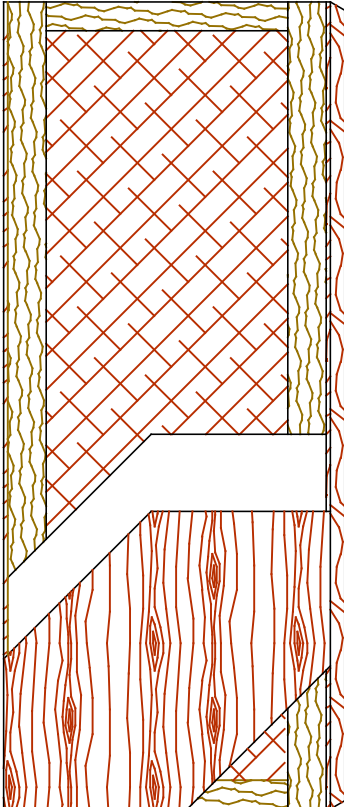


Hollow Core Door (HC)

Standard Series

5-HC8300-CE/ME/BE

EnviroDesign™ Series **5-UFHC8300-ECE/EME/EBE**



The mark of responsible forestry

The FSC® logo identifies products which contain wood from well-managed forests certified in accordance with the rules of the Forest Stewardship Council®.

SPECIFICATIONS	DESCRIPTIONS
Type	Hollow Core (HC) (interior use).
In Conformity with Industry Standards	ARCHITECTURAL WOODWORK STANDARDS-ED.2 NAAWS 4.0 WDMA Series I.S.1-A-2021 ASTM D5456-09
Thicknesses	1-3/8" (35 mm) - 1-3/4" (44 mm).
Maximum Sizes	48" x 108" (1 219 mm x 2 743 mm).
Stiles	CE (Compatible Edge): 7/16" (11 mm) wood (mill option). ME (Matching Edge): 7/16" (11 mm) hardwood. BE (Blind Edge): 7/16" (11 mm) hardwood. Laminated to 4" (102 mm) Structural Composite Lumber (SCL). PE (Plastic Edge): HPDL edges. FE : Lambton Doors' EDGEFENDER : High impact resistant edges.
Rails	3" (76 mm) Structural Composite Lumber (SCL).
Core	Hollow core (mill option).
Adhesive	Type I (waterproof); PVA (UF-Free).
Face	Wood veneer, MDO or HPDL laminated to a HDF.
Options	15/16" (24 mm) wood (mill option) or hardwood laminated to 4" (102 mm) Structural Composite Lumber (SCL).
Lite and Louver Openings	Not available.
Notes	Stile and rail dimensions shown are rough sizes, before trimming.
Warranty	Life of original installation.
Factory Finish	UV Finishing System 9 by AWI. No VOC. Stain, clearcoat and primed finish available. Sealed top and bottom standard. Custom color matching available. Lambton Doors' ASEPTI : Antimicrobial coated surface in option.
Environmental Benefits	Recycled content. All Series. Regional Materials. According to job site location. Low Emitting Materials, NAF-ULEF. Specify 5-UFHC8300.
Door Weight	Thickness 1-3/4" (44mm) : 2,7 lbs/ft ² .

