

Particleboard Core Door (PC)

Standard Series

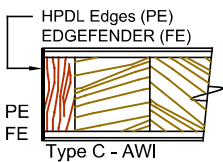
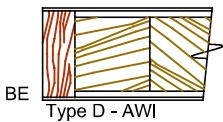
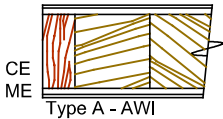
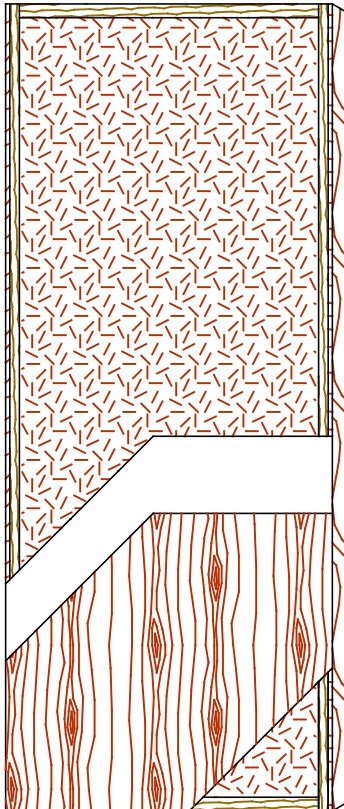
EnviroDesign™ Series



5-PC-CE/ME/BE

5-UFPC-ECE/EME/EBE

5-FSPC-ECE/EME/EBE



SPECIFICATIONS DESCRIPTIONS

| | |
|--|---|
| Type | Particleboard core (PC) (interior use). |
| In Conformity with Industry Standards | ARCHITECTURAL WOODWORK STANDARDS-ED.2 NAAWS 4.0 WDMA Series I.S.1-A-2021 ASTM D5456-09 ANSI A208.1 - 2016 |
| Fire Rating Details | 20 minutes neutral or positive pressure. Refer to Fire-Rated Options of our Architectural Catalog (e-version). CAN/ULC-S104 NFPA 252 UL 10B neutral pressure UL 10C positive pressure category B UL 10C positive pressure category A in option |
| Thicknesses | Non-Rated: 1-3/8" (35 mm). 20 Minutes: 1-3/4" (44 mm) to 2-1/4" (57 mm). |
| Maximum Sizes | Non-Rated: 48" x 120" (1 219 mm x 3 048 mm). Neutral and Positive Pressure : 48" x 108" (1 219 mm x 2 743 mm). |
| Stiles | CE (Compatible Edge): 7/16" (11 mm) wood (mill option). ME (Matching Edge): 7/16" (11 mm) hardwood. BE (Blind Edge): 7/16" (11 mm) hardwood. Laminated to 1" (25 mm) Structural Composite Lumber (SCL). PE (Plastic Edge): HPDL edges. FE : Lambton Doors' EDGEFENDER : High impact resistant edges. |
| Rails | 1 -7/16" (36 mm) Structural Composite Lumber (SCL). |
| Core | Particleboard core with a density of 28-32 PCF(449-513 kg/m ³) LD-1 bonded to the stiles and rails. |
| Adhesive | Type I (waterproof); PVA (UF-Free). |
| Face | Wood veneer, MDO or HPDL laminated to a HDF. |
| Options | LD-2 core, FSC and ULEF. 15/16" (24 mm) wood (mill option) or hardwood laminated to 1" (25 mm) Structural Composite Lumber (SCL). |
| Lite and Louver Openings | Wood louvers not permitted in 20 minutes labeled doors. Cut-out must not exceed 40% of door area (LD-1). All models: Minimum 5" (127 mm) from stiles or rails. Non-Rated: Minimum 1-1/2" (38 mm) from cut-out to cut-out. 20 Minutes: Minimum 2-3/4" (70 mm) from cut-out to cut-out. |
| Notes | Stile and rail dimensions shown are rough sizes, before trimming. |
| Warranty | Life of original installation. |
| Factory Finish | UV Finishing System 9 by AWI. No VOC. Stain, clearcoat, opaque and primed finish available. Sealed top and bottom standard. Custom color matching available. Lambton Doors' ASEPTI : Antimicrobial coated surface in option. |
| Environmental Benefits | Recycled content. All Series. Regional Materials. According to job site location. FSC Certified Wood. Specify 5-FSPC. Low Emitting Materials, NAF-ULEF. Specify 5-UFPC. EPD - Environmental Product Declaration available. HPD - Health Product Declaration available. |
| Door Weight | Thickness 1-3/4" (44mm) : LD-1= 5,2 lbs/ft ² . LD-2= 5,6 lbs/ft ² . |



The mark of responsible forestry
The FSC® logo identifies products which contain wood from well-managed forests certified in accordance with the rules of the Forest Stewardship Council®.