

Standard Series

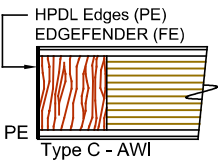
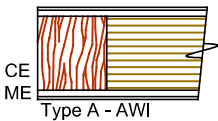

EnviroDesign™ Series



5-AG8500-CE/ME

5-UFAG8500-ECE/EME

5-FSAG8500-ECE/EME



SPECIFICATIONS DESCRIPTIONS

Type	Agrifiber core (AG) (interior use).
In Conformity with Industry Standards	ARCHITECTURAL WOODWORK STANDARDS-ED.2 NAAWS 4.0 WDMA Series I.S.1-A-2021 ASTM D5456-09 ANSI A208.1 - 2016
Fire Rating Details	20 minutes neutral or positive pressure. Refer to Fire-Rated Options of our Architectural Catalog (e-version). CAN/ULC-S104 NFPA 252 UL 10B neutral pressure UL 10C positive pressure category B UL 10C positive pressure category A in option
Thicknesses	1-3/4" (44 mm) to 2-1/4" (57 mm).
Maximum Sizes	Neutral Pressure or Positive Pressure: 48" x 120" (1 219 mm x 3 048 mm). Pair Neutral Pressure or Positive Pressure: 96" x 96" (2 438 mm x 2 438 mm). Refer to Fire-Rated Options of our Architectural Catalog (e-version).
Stiles	CE (Compatible Edge): 15/16" (24 mm) wood (mill option). ME (Matching Edge): 15/16" (24 mm) hardwood. Laminated to a piece of 3-3/8" (86 mm) thick. This piece is made of laminated wood veneer strips of 1/8" (3 mm) each. These strips are longitudinally laminated by hot pressing (LVL). PE (Plastic Edge): HPDL edges. FE : Lambton Doors' EDGEFENDER : High impact resistant edges.
Rails	Piece of 3-3/8" (86 mm) thick. This piece is made of laminated wood veneer strips of 1/8" (3 mm) each. These strips are longitudinally laminated by hot pressing (LVL).
Core	Agrifiber core (AG) with a density of 28-32 lb/ft³(449-513 kg/m³) bonded to the stiles and rails.
Adhesive	Type I (waterproof); PVA (UF-Free).
Face	Wood veneer, MDO or HPDL laminated to a HDF.
Options	Blocking for hardware.
Lite and Louver Openings	Cut-out for lites and louvers available with size limitations. Cut-out for glass openings must not exceed 1296 sq. in. All models: Minimum 5" (127 mm) from stiles, rails or from cut-out to cut-out.
Notes	Stile and rail dimensions shown are rough sizes, before trimming.
Warranty	Life of original installation.
Factory Finish	UV Finishing System 9 by AWI. No VOC. Stain, clearcoat, opaque and primed finish available. Sealed top and bottom standard. Custom color matching available. Lambton Doors' ASEPTI : Antimicrobial coated surface in option.
Environmental Benefits	Recycled content. All Series. Rapidly renewable material, LD-1. Regional Materials. According to job site location. FSC Certified Wood. Specify 5-FSAG8500. Low Emitting Materials, NAF-ULEF. Specify 5-UFAG8500. EPD - Environmental Product Declaration available. HPD - Health Product Declaration available.
Door Weight	Thickness 1-3/4" (44mm) : 5.2 lbs/ft².



The mark of responsible forestry
The FSC® logo identifies products which contain wood from well-managed forests certified in accordance with the rules of the Forest Stewardship Council®.