

**Agrifiber Core Door (AG)**

Standard Series

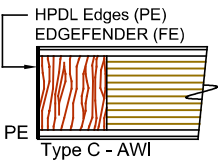
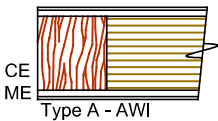

EnviroDesign™ Series



**5-AG8500-CE/ME**

**5-UFAG8500-ECE/EME**

**5-FSAG8500-ECE/EME**



**SPECIFICATIONS DESCRIPTIONS**

<b>Type</b>	Agrifiber core (AG) (interior use).
<b>In Conformity with Industry Standards</b>	ARCHITECTURAL WOODWORK STANDARDS-ED.2 NAAWS 4.0 WDMA Series I.S.1-A-2021 ASTM D5456-09 ANSI A208.1 - 2016
<b>Fire Rating Details</b>	20 minutes neutral or positive pressure. Refer to Fire-Rated Options of our Architectural Catalog (e-version). CAN/ULC-S104 NFPA 252 UL 10B neutral pressure UL 10C positive pressure category B UL 10C positive pressure category A in option
<b>Thicknesses</b>	1-3/4" (44 mm) to 2-1/4" (57 mm).
<b>Maximum Sizes</b>	Neutral Pressure or Positive Pressure: 48" x 120" (1 219 mm x 3 048 mm). Pair Neutral Pressure or Positive Pressure: 96" x 96" (2 438 mm x 2 438 mm). Refer to Fire-Rated Options of our Architectural Catalog (e-version).
<b>Stiles</b>	<b>CE</b> (Compatible Edge): 15/16" (24 mm) wood (mill option). <b>ME</b> (Matching Edge): 15/16" (24 mm) hardwood. Laminated to a piece of 3-3/8" (86 mm) thick. This piece is made of laminated wood veneer strips of 1/8" (3 mm) each. These strips are longitudinally laminated by hot pressing (LVL). <b>PE</b> (Plastic Edge): HPDL edges. <b>FE</b> : Lambton Doors' <b>EDGEFENDER</b> : High impact resistant edges.
<b>Rails</b>	Piece of 3-3/8" (86 mm) thick. This piece is made of laminated wood veneer strips of 1/8" (3 mm) each. These strips are longitudinally laminated by hot pressing (LVL).
<b>Core</b>	Agrifiber core (AG) with a density of 28-32 lb/ft³(449-513 kg/m³ ) bonded to the stiles and rails.
<b>Adhesive</b>	Type I (waterproof); PVA (UF-Free).
<b>Face</b>	Wood veneer, MDO or HPDL laminated to a HDF.
<b>Options</b>	Blocking for hardware.
<b>Lite and Louver Openings</b>	Cut-out for lites and louvers available with size limitations. Cut-out for glass openings must not exceed 1296 sq. in. All models: Minimum 5" (127 mm) from stiles, rails or from cut-out to cut-out.
<b>Notes</b>	Stile and rail dimensions shown are rough sizes, before trimming.
<b>Warranty</b>	Life of original installation.
<b>Factory Finish</b>	UV Finishing System 9 by AWI. No VOC. Stain, clearcoat, opaque and primed finish available. Sealed top and bottom standard. Custom color matching available. Lambton Doors' <b>ASEPTI</b> : Antimicrobial coated surface in option.
<b>Environmental Benefits</b>	Recycled content. All Series. Rapidly renewable material, LD-1. Regional Materials. According to job site location. FSC Certified Wood. Specify 5-FSAG8500. Low Emitting Materials, NAF-ULEF. Specify 5-UFAG8500. EPD - Environmental Product Declaration available. HPD - Health Product Declaration available.
<b>Door Weight</b>	Thickness 1-3/4" (44mm) : 5.2 lbs/ft².



The FSC® logo identifies products which contain wood from well-managed forests certified in accordance with the rules of the Forest Stewardship Council®.