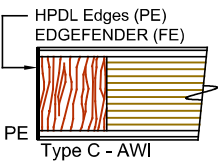
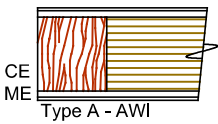
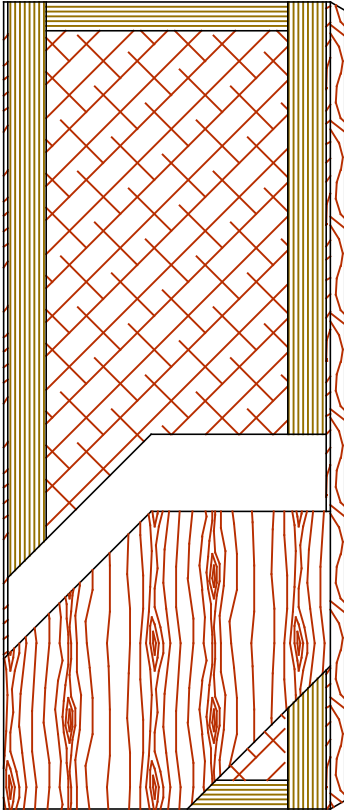


Hollow Core Door (HC)

Standard Series
EnviroDesign™ Series

5-HC8500-CE/ME
5-UFHC8500-ECE/EME



The mark of responsible forestry
The FSC® logo identifies products which contain wood from well-managed forests certified in accordance with the rules of the Forest Stewardship Council®.

SPECIFICATIONS DESCRIPTIONS

Type	Hollow Core (HC) (interior use).
In Conformity with Industry Standards	ARCHITECTURAL WOODWORK STANDARDS-ED.2 NAAWS 4.0 WDMA Series I.S.1-A-2021 ASTM D5456-09
Thicknesses	1-3/4" (44 mm).
Maximum Sizes	48" x 108" (1 219 mm x 2 743 mm).
Stiles	CE (Compatible Edge): 15/16" (24 mm) wood (mill option). ME (Matching Edge): 15/16" (24 mm) hardwood, laminated to a piece of 3-3/8" (86mm) thick. This piece is made of laminated wood veneer strips of 1/8" (3 mm) each. These strips are longitudinally laminated by hot pressing (LVL). PE (Plastic Edge): HPDL edges. FE : Lambton Doors' EDGEFENDER : High impact resistant edges.
Rails	Piece of 3-3/8" (86mm) thick. This piece is made of laminated wood veneer strips of 1/8" (3 mm) each. These strips are longitudinally laminated by hot pressing (LVL).
Core	Hollow core (mill option).
Adhesive	Type I (waterproof); PVA (UF-Free).
Face	Wood veneer, MDO or HPDL laminated to a HDF.
Lite and Louver Openings	Not available.
Notes	Stile and rail dimensions shown are rough sizes, before trimming.
Warranty	Life of original installation.
Factory Finish	UV Finishing System 9 by AWI. No VOC. Stain, clearcoat and primed finish available. Sealed top and bottom standard. Custom color matching available. Lambton Doors' ASEPTI : Antimicrobial coated surface in option.
Environmental Benefits	Recycled content. All Series. Regional Materials. According to job site location. Low Emitting Materials, NAF-ULEF. Specify 5-UFHC8500.
Door Weight	Thickness 1-3/4" (44mm) : 2,7 lbs/ft ² .

