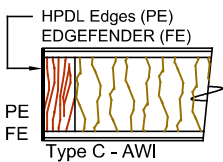
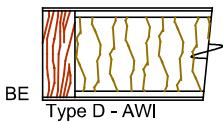
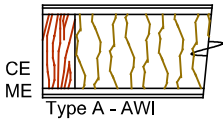
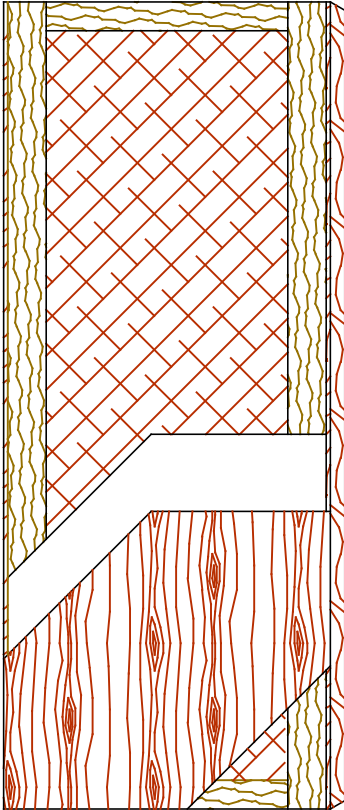


**Hollow Core Door (HC)**

Standard Series

**5-HC8300-CE/ME/BE**

EnviroDesign™ Series **5-UFHC8300-ECE/EME/EBE**



The mark of responsible forestry

The FSC® logo identifies products which contain wood from well-managed forests certified in accordance with the rules of the Forest Stewardship Council®.

**SPECIFICATIONS**

**DESCRIPTIONS**

<b>Type</b>	Hollow Core (HC) (interior use).
<b>In Conformity with Industry Standards</b>	ARCHITECTURAL WOODWORK STANDARDS-ED.2 NAAWS 4.0 WDMA Series I.S.1-A-2021 ASTM D5456-09
<b>Thicknesses</b>	1-3/8" (35 mm) - 1-3/4" (44 mm).
<b>Maximum Sizes</b>	48" x 108" (1 219 mm x 2 743 mm).
<b>Stiles</b>	<b>CE</b> (Compatible Edge): 7/16" (11 mm) wood (mill option). <b>ME</b> (Matching Edge): 7/16" (11 mm) hardwood. <b>BE</b> (Blind Edge): 7/16" (11 mm) hardwood. Laminated to 4" (102 mm) Structural Composite Lumber (SCL). <b>PE</b> (Plastic Edge): HPDL edges. <b>FE</b> : Lambton Doors' <b>EDGEFENDER</b> : High impact resistant edges.
<b>Rails</b>	3" (76 mm) Structural Composite Lumber (SCL).
<b>Core</b>	Hollow core (mill option).
<b>Adhesive</b>	Type I (waterproof); PVA (UF-Free).
<b>Face</b>	Wood veneer, MDO or HPDL laminated to a HDF.
<b>Options</b>	15/16" (24 mm) wood (mill option) or hardwood laminated to 4" (102 mm) Structural Composite Lumber (SCL).
<b>Lite and Louver Openings</b>	Not available.
<b>Notes</b>	Stile and rail dimensions shown are rough sizes, before trimming.
<b>Warranty</b>	Life of original installation.
<b>Factory Finish</b>	UV Finishing System 9 by AWI. No VOC. Stain, clearcoat and primed finish available. Sealed top and bottom standard. Custom color matching available. Lambton Doors' <b>ASEPTI</b> : Antimicrobial coated surface in option.
<b>Environmental Benefits</b>	Recycled content. All Series. Regional Materials. According to job site location. Low Emitting Materials, NAF-ULEF. Specify 5-UFHC8300.
<b>Door Weight</b>	Thickness 1-3/4" (44mm) : 2,7 lbs/ft <sup>2</sup> .

