

WHITE Birch

The beauty and character of wood

It is as difficult to adequately describe the natural beauty and character of wood as it is to describe an original painting in oil. In fact, this is more than a passing comparison. A tree and a painting are both originals, and each is the only one of its kind.



02/2010

VENEER SUMMARY TABLE

FLAT CUT (PLAIN SLICED)


Slicing is done parallel to a line through the center of the log. Cathedral and straight grained patterns result. The individual pieces of veneer are kept in the order they are sliced, permitting a natural grain progression when assembled as veneer faces.

Species	Birch
Cut	Plain sliced
Grade description	A
COLOR AND MATCHING	White
Sapwood	Yes
Heartwood	No
Color streaks or spots	Slight
Color variation	Slight
Sharp color contrasts at joints	No
TYPE OF MATCHING	
Book matched	Yes
Slip matched	Specify
Random matched	Specify
Nominal minimum width of face components	Plain sliced 4" (102 mm)
NATURAL CHARACTERISTICS	
Small conspicuous burls and pin knots – Combined average number	1 per 2.69 sq. ft. (0.25 sq. m)
Conspicuous burls – Maximum size	3/8" (9.5 mm)
Conspicuous pin knots – Average number	1 per 8 sq. ft. (0.74 sq. m)
– Maximum size: dark part	1/8" (3 mm)
– Maximum size: total	1/4" (6 mm)
Scattered sound and repaired knots – Combined average number	No
– Maximum size – Sound	No
– Maximum size – Repaired	No
– Average number – Repaired	No
Mineral streaks	Slight
Bark pockets	No
Worm tracks	Slight
Vine marks	Slight
Cross bars	Slight
MANUFACTURING CHARACTERISTICS	
Rough cut	No
Blended repaired tapering hairline splits	Two 1/16" x 6" (1.6 mm x 152 mm)
Repairs	Small blending

ADAPTED FROM
HPVA LATEST EDITION.


Plain sliced

Book and running match



Plain sliced or flat sliced (slicer)

Leaf width depends on log size and placement in flitch.



Cathedral pattern

MATCHING BETWEEN INDIVIDUAL PIECES OF VENEER

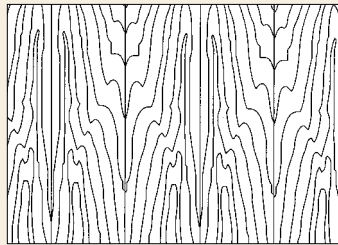
Leaf matching

The way in which the individual cuts are placed next to each other during the fabrication of the veneer face is the next factor affecting the appearance of the doors. The type of match at the joint line must be specified.

Natural variations in the leaves and the progression of the grain pattern across the face are the hallmarks of real wood doors.

BOOK MATCH

The most commonly used match in the industry. Every other piece of veneer is turned over so adjacent pieces are opened like two adjacent pages in a book. The veneer joints match and create a mirrored image pattern at the joint line, yielding a maximum continuity of grain. Book matching is used with rotary, plain sliced, quarter, rift cut or comb grain veneers.



Barber pole effect in book match

Because the "tight" and "loose" faces alternate in adjacent pieces of veneer, they may accept stain differently, and this may result in a noticeable color variation called barber poling.

ASSEMBLY OF SPLICED VENEER ON A FACE

The type of "assembly match" must be specified to obtain a desired appearance. Any sequence matching from opening to opening must be specified.

RUNNING MATCH

Non-symmetrical appearance in any single door face. Veneer pieces of unequal width. Each face is assembled from as many veneer pieces as necessary.

