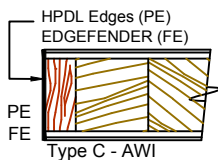
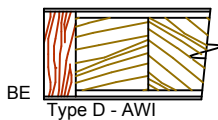
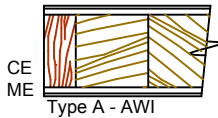
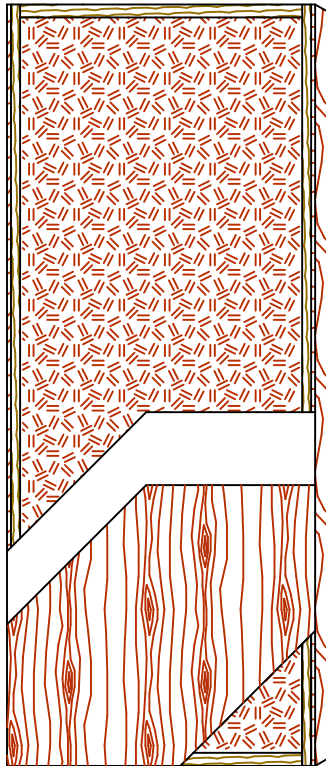


COMMERCIAL AND ARCHITECTURAL DOORS

Fire Door System Agrifiber Core Doors (AG) 45 minute

Standard Series **5-AG45-CE/ME/BE**
EnviroDesign™ Series **5-UFAG45-ECE/EME/EBE**
5-FSAG45-ECE/EME/EBE



The mark of responsible forestry

The FSC logo identifies products which contain wood from well-managed forests certified in accordance with the rules of the Forest Stewardship Council.



SPECIFICATIONS DESCRIPTIONS

Type	Agrifiber core (interior use).
In conformity with industry standards	ARCHITECTURAL WOODWORK STANDARDS-ED.2 WDMA SERIES I.S.1-A-2013 ASTM D5456-09
Fire rating details	45 minutes neutral or positive pressure Refer to Fire-Rated Options of our Architectural Catalog (e-version) CAN/ULC-S104 NFPA 252 UL 10B neutral pressure UL 10C positive pressure category B UL 10C positive pressure category A in option
Thicknesses	1-3/4" (44 mm) to 2-1/4" (57 mm).
Maximum sizes	Single door : 48" x 120" (1 219 mm x 3 048 mm) Pair doors: 96" x 96" (2438 mm x 2438 mm) specify 5-AGP45 .
Stiles	CE (Compatible Edge): 7/16" (11 mm) wood (mill option). ME (Matching Edge): 7/16" (11 mm) hardwood. BE (Blind Edge): 7/16" (11 mm) hardwood. Laminated to 1" (25 mm) Structural Composite Lumber (SCL) up to 96" (2438 mm) or FPCM*. PE (Plastic Edge): HPDL edges. FE : Lambton Doors' EDGEFENDER : High impact resistant edges.
Rails	1-7/16" (36 mm) Structural Composite Lumber (SCL) up to 96" (2438 mm) or 2" FPCM*.
Core	Agrifiber core with a density of 28-32 lb/ft ³ (449-513 kg/m ³) bonded to the stiles and rails. Rapidly renewable material, LD-1.
Adhesive	Type I (waterproof); PVA (UF-Free).
Face	Wood veneer, MDO or HPDL laminated to a HDF.
Options	Blocking for hardware.
Lite and louver openings	Minimum 5" (127 mm) from stiles or rails and from cut-out to cut-out. Cut out for glass must not exceed 1296 sq. in.
Notes	Stile and rail dimensions shown are rough sizes, before trimming.
Warranty	Life of original installation.
Factory finish	UV Finishing System 9 by AWI. Stain, clearcoat, opaque and primed finish available. Custom color matching available. Sealed top and bottom standard. Lambton Doors' ASEPTI : Antimicrobial coated surface in option.
Environmental Benefits	Recycled content. All Series. Rapidly renewable material. All Series. FSC Certified Wood. Specify 5-FSAG45 / 5-FSAGP45 . Low Emitting Materials, NAF. Specify 5-UFAG45 / 5-UFAGP45 . HPD - Health Product Declaration available.
Door weight	Thickness 1-3/4" (44mm) = 4,9 lb/ft ² . * FPCM: Fire Proof Composite Material