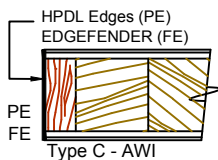
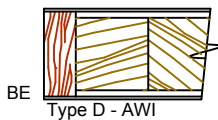
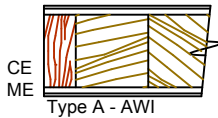
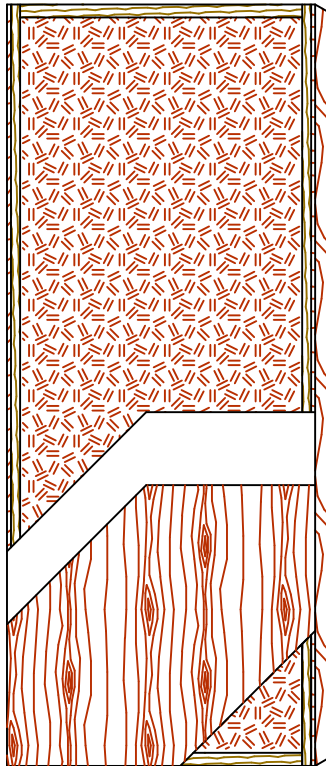


## COMMERCIAL AND ARCHITECTURAL DOORS

### Fire Door System Agrifiber Core Doors (AG) 45 minute

Standard Series **5-AG45-CE/ME/BE**  
EnviroDesign™ Series **5-UFAG45-ECE/EME/EBE**  
**5-FSAG45-ECE/EME/EBE**



The mark of responsible forestry

The FSC logo identifies products which contain wood from well-managed forests certified in accordance with the rules of the Forest Stewardship Council.



### SPECIFICATIONS DESCRIPTIONS

<b>Type</b>	Agrifiber core (interior use).
<b>In conformity with industry standards</b>	ARCHITECTURAL WOODWORK STANDARDS-ED.2 WDMA SERIES I.S.1-A-2013 ASTM D5456-09
<b>Fire rating details</b>	45 minutes neutral or positive pressure Refer to Fire-Rated Options of our Architectural Catalog (e-version) CAN/ULC-S104 NFPA 252 UL 10B neutral pressure UL 10C positive pressure category B UL 10C positive pressure category A in option
<b>Thicknesses</b>	1-3/4" (44 mm) to 2-1/4" (57 mm).
<b>Maximum sizes</b>	Single door : 48" x 120" (1 219 mm x 3 048 mm) Pair doors: 96" x 96" (2438 mm x 2438 mm) specify <b>5-AGP45</b> .
<b>Stiles</b>	<b>CE</b> (Compatible Edge): 7/16" (11 mm) wood (mill option). <b>ME</b> (Matching Edge): 7/16" (11 mm) hardwood. <b>BE</b> (Blind Edge): 7/16" (11 mm) hardwood. Laminated to 1" (25 mm) Structural Composite Lumber (SCL) up to 96" (2438 mm) or FPCM*. <b>PE</b> (Plastic Edge): HPDL edges. <b>FE</b> : Lambton Doors' <b>EDGEFENDER</b> : High impact resistant edges.
<b>Rails</b>	1-7/16" (36 mm) Structural Composite Lumber (SCL) up to 96" (2438 mm) or 2" FPCM*.
<b>Core</b>	Agrifiber core with a density of 28-32 lb/ft <sup>3</sup> (449-513 kg/m <sup>3</sup> ) bonded to the stiles and rails. Rapidly renewable material, LD-1.
<b>Adhesive</b>	Type I (waterproof); PVA (UF-Free).
<b>Face</b>	Wood veneer, MDO or HPDL laminated to a HDF.
<b>Options</b>	Blocking for hardware.
<b>Lite and louver openings</b>	Minimum 5" (127 mm) from stiles or rails and from cut-out to cut-out. Cut out for glass must not exceed 1296 sq. in.
<b>Notes</b>	Stile and rail dimensions shown are rough sizes, before trimming.
<b>Warranty</b>	Life of original installation.
<b>Factory finish</b>	UV Finishing System 9 by AWI. Stain, clearcoat, opaque and primed finish available. Custom color matching available. Sealed top and bottom standard. Lambton Doors' <b>ASEPTI</b> : Antimicrobial coated surface in option.
<b>Environmental Benefits</b>	Recycled content. All Series. Rapidly renewable material. All Series. FSC Certified Wood. Specify <b>5-FSAG45</b> / <b>5-FSAGP45</b> . Low Emitting Materials, NAF. Specify <b>5-UFAG45</b> / <b>5-UFAGP45</b> . HPD - Health Product Declaration available.
<b>Door weight</b>	Thickness 1-3/4" (44mm) = 4,9 lb/ft <sup>2</sup> . * FPCM: Fire Proof Composite Material