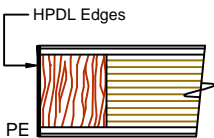
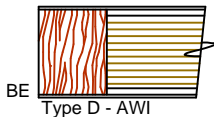
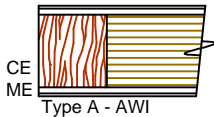





COMMERCIAL AND ARCHITECTURAL  
DOOR MANUFACTURER

U.S.A. : 1 800 363.2248  
Can. : 1 800 463.3124  
info@lambtondoors.com  
www.lambtondoors.com



The FSC logo identifies products which contain wood from well-managed forests certified in accordance with the rules of the Forest Stewardship Council.



## COMMERCIAL AND ARCHITECTURAL DOORS

### Particleboard Core Door (PC)

Standard Series **5-8500-CE/ME/BE**  
EnviroDesign™ Series **5-UF8500-ECE/EME/EBE**  
**5-FS8500-ECE/EME/EBE**



#### SPECIFICATIONS DESCRIPTIONS

<b>Type</b>	Particleboard core (interior use)
<b>In Conformity with Industry Standards</b>	ARCHITECTURAL WOODWORK STANDARDS-ED.2 WDMA Series I.S.1-A-2013 ASTM D5456-09 ANSI A208.1
<b>Fire Rating Details</b>	20 minutes neutral or positive pressure Refer to Fire-Rated Options of our Architectural Catalog (e-version) CAN/ULC-S104 NFPA 252 UL 10B neutral pressure UL 10C positive pressure category B UL 10C positive pressure category A in option
<b>Thicknesses</b>	Non-Rated: 1-3/8" (35 mm). 20 Minute: 1-3/4" (44 mm) to 2-1/4" (57 mm).
<b>Maximum Sizes</b>	Non-Rated: 48" x 120" (1 219 mm x 3 048 mm). Neutral Pressure: 48" x 120" (1 219 mm x 3 048 mm). Positive Pressure: 48" x 108" (1 219 mm x 2 743 mm).
<b>Stiles</b>	<b>CE</b> (Compatible Edge): 15/16" (24 mm) wood (mill option). <b>ME</b> (Matching Edge): 15/16" (24 mm) hardwood. <b>BE</b> (Blind Edge): 15/16" (24 mm) hardwood. Laminated to a piece of 3-3/8" (86 mm) thick. This piece is made of laminated wood veneer strips of 1/8" (3 mm) each. These strips are longitudinally laminated by hot pressing (LVL).
<b>Rails</b>	Piece of 3-3/8" (86 mm) thick. This piece is made of laminated wood veneer strips of 1/8" (3 mm) each. These strips are longitudinally laminated by hot pressing (LVL).
<b>Core</b>	Particleboard core with a density of 28-32 PCF (449-513 kg/m³) LD-1 bonded to the stiles and rails.
<b>Adhesive</b>	Type I (waterproof); PVA (UF-Free); VOC<0.683 g/L.
<b>Face</b>	Wood veneer, MDO or HPDL laminated to a HDF.
<b>Options</b>	LD-2 core, FSC and UF-Free. UF-Free faces. <b>PE</b> (Plastic Edge): HPDL edges. Lambton Doors' <b>EDGEFENDER</b> : High impact resistant edges.
<b>Lite and Louver Openings</b>	Wood louvers not permitted in 20 minutes labeled doors. Cut-out must not exceed 40% of door area (LD-1). All models: Minimum 5" (127 mm) from stiles or rails. Non-Rated: Minimum 1-1/2" (38 mm) from cut-out to cut-out. 20 Minute: Minimum 2-3/4" (70 mm) from cut-out to cut-out.
<b>Notes</b>	Stile and rail dimensions shown are rough sizes, before trimming.
<b>Warranty</b>	Life of original installation.
<b>Factory Finish</b>	UV Finishing System 9 by AWI. Stain, clearcoat, opaque and primed finish available. Custom color matching available. No VOC. Sealed top and bottom standard. Lambton Doors' <b>ASEPTI</b> : Antimicrobial coated surface in option.
<b>LEED® Credits</b>	<b>MRC4.1, 4.2</b> : Recycled content. All Series. <b>MRC5</b> : Regional Materials. According to job site location. <b>MRC7</b> : FSC Certified Wood. Specify 5-FS8500. <b>IEQ 4.4</b> : Low Emitting Materials, UF-Free. Specify 5-UF8500.

