



COMMERCIAL AND ARCHITECTURAL
DOOR MANUFACTURER

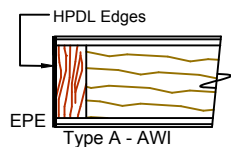
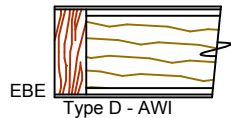
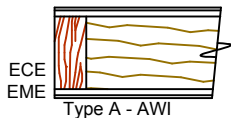
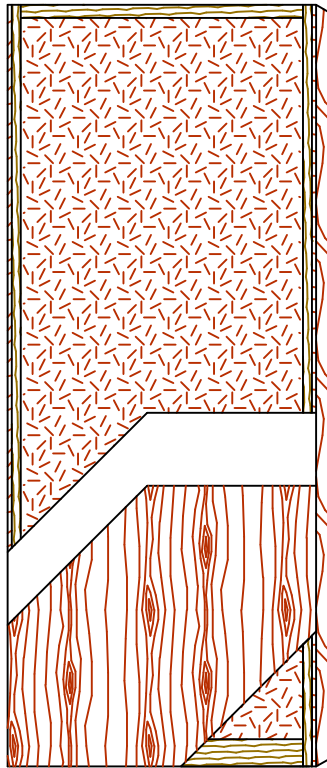
U.S.A. : 1 800 363.2248
Can. : 1 800 463.3124
info@lambtondoors.com
www.lambtondoors.com

COMMERCIAL AND ARCHITECTURAL DOORS



Acoustical Door NO UREA FORMALDEHYDE

Compatible edge **5-STC27-ECE**
Matching edge **5-STC27-EME**
Blind edge **5-STC27-EBE**



SPECIFICATIONS DESCRIPTIONS

Type	Sound dampening core (interior use).
In conformity with industry standards	ARCHITECTURAL WOODWORK STANDARDS-ED.2 WDMA Series I.S.1-A-2013 ASTM E90-99 ASTM D5456-09
Thickness	1-3/4" (44 mm).
Maximum size	48" x 120" (1 219 mm x 3 048 mm).
Stiles	ECE (Compatible Edge): 7/16" (11 mm) wood (mill option). EME (Matching Edge): 7/16" (11 mm) hardwood. EBE (Blind Edge): 7/16" (11 mm) hardwood. Laminated to 1" (25 mm) Structural Composite Lumber (SCL).
Rails	Top: 1-7/16" (36 mm) structural composite lumber (SCL) Bottom: 3" (76 mm) structural composite lumber (SCL).
Core	Proprietary material.
Adhesive	Type I, fully waterproof; PVA (no urea formaldehyde); VOC<0.683 g/L.
Face	Wood veneer or MDO bonded to a UF free composite crossband. No added urea formaldehyde resin.
Acoustical rating	STC27. For pair and transom, STC rating will be affected.
Lite opening	Limited to 1 296 Sq. in. (0,836 Sq. m.). Will affect STC rating.
Notes	<ul style="list-style-type: none"> Doors tested using double S88BL Siliconseal™ gasket, 434ARL drop seal, 2005AT threshold and 3 standard hinges. The use of hardware other than those tested will affect STC rating. Stile and rail dimensions shown are rough sizes, before trimming. Dimensions will vary depending on the hardware. For pair and transom, Lambton Doors will provide a wood or listed astragal with S88BL Siliconseal™ gasket. Available for 20 minute fire-rated door. Available 20 minute fire-rated in positive and neutral pressure. In positive pressure maximum height 108" and neutral pressure maximum height 120". Refer to Technical Space of our Website for details.
Options	15/16" (24 mm) wood (mill option) or hardwood laminated to 1" (25 mm) Structural Composite Lumber (SCL) EPE (Plastic Edge): HPDL edge. Lambton Doors' EDGEFENDER : High impact resistant edges.
Warranty	Life of original installation. See our complete warranty for details.
Factory finish	UV Finishing System 9 by AWI. Stain, clearcoat, opaque and primed finish available. No VOC. Custom color matching available. Sealed top and bottom standard. Lambton Doors' ASEPTI : Antimicrobial coated surface in option.
LEED® Credits	MRC4.1, 4.2 : Recycled content. MRC7 : FSC Certified Wood. Available on request. IEQ 4.4 : Low Emitting Materials, UF-Free.

