



COMMERCIAL AND ARCHITECTURAL  
DOOR MANUFACTURER

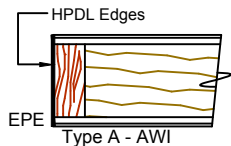
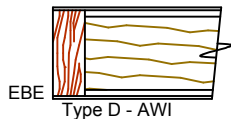
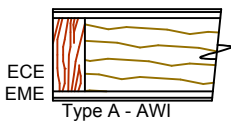
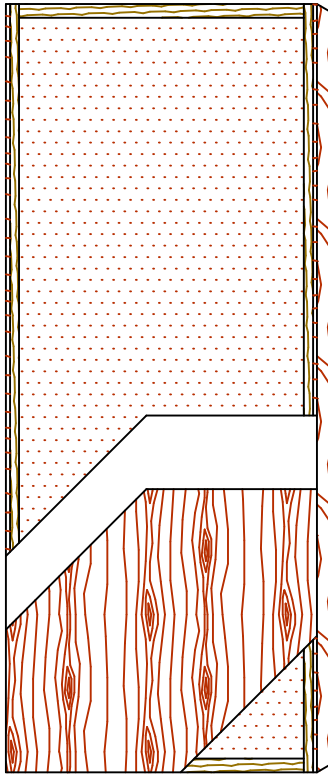
U.S.A. : 1 800 363.2248  
Can. : 1 800 463.3124  
info@lambtondoors.com  
www.lambtondoors.com

# COMMERCIAL AND ARCHITECTURAL DOORS




## Acoustical Door NO UREA FORMALDEHYDE

Compatible edge **5-STC31-ECE**  
Matching edge **5-STC31-EME**  
Blind edge **5-STC31-EBE**



### SPECIFICATIONS DESCRIPTIONS

<b>Type</b>	Sound dampening core (interior use).
<b>In conformity with industry standards</b>	ARCHITECTURAL WOODWORK STANDARDS-ED.2 WDMA Series I.S.1-A-2013 ASTM E90-99 ASTM D5456-09
	ASTM E413-87 C.S.A. 0132.2 Serie 90
<b>Thickness</b>	1-3/4" (44 mm).
<b>Maximum size</b>	48" x 120" (1 219 mm x 3 048 mm).
<b>Stiles</b>	<b>ECE</b> (Compatible Edge): 7/16" (11 mm) wood (mill option). <b>EME</b> (Matching Edge): 7/16" (11 mm) hardwood. <b>EBE</b> (Blind Edge): 7/16" (11 mm) hardwood. Laminated to 1" (25 mm) Structural Composite Lumber (SCL).
<b>Rails</b>	1-7/16" (36 mm) structural composite lumber (SCL).
<b>Core</b>	Proprietary material.
<b>Adhesive</b>	Type I, fully waterproof; PVA (no urea formaldehyde); VOC<0.683 g/L.
<b>Face</b>	Wood veneer or MDO bonded to a UF free composite crossband. <b>No added urea formaldehyde resin.</b>
<b>Acoustical rating</b>	STC31. <b>For pair and transom, STC rating will be affected.</b>
<b>Lite opening</b>	Limited to 1 296 Sq. in. (0,836 Sq. m.). Will affect STC rating.
<b>Notes</b>	<ul style="list-style-type: none"> <li>Doors tested using double S88BL Siliconseal™ gasket, 434ARL drop seal, 2005AT threshold and 3 standard hinges. The use of hardware other than those tested will affect STC rating.</li> <li>Stile and rail dimensions shown are rough sizes, before trimming. Dimensions will vary depending on the hardware.</li> <li>For pair and transom, Lambton Doors will provide a wood or listed astragal with S88BL Siliconseal™ gasket. Available for 20 minute fire-rated door.</li> <li>Available 20 minute fire-rated in positive and neutral pressure. In positive pressure maximum height 108" and neutral pressure maximum height 120". Refer to Technical Space of our Website for details.</li> </ul>
<b>Options</b>	15/16" (24 mm) wood (mill option) or hardwood laminated to 1" (25 mm) Structural Composite Lumber (SCL) <b>EPE</b> (Plastic Edge): HPDL edge. Lambton Doors' <b>EDGEFENDER</b> : High impact resistant edges.
<b>Warranty</b>	Life of original installation. See our complete warranty for details.
<b>Factory finish</b>	UV Finishing System 9 by AWI. Stain, clearcoat, opaque and primed finish available. No VOC. Custom color matching available. Sealed top and bottom standard. Lambton Doors' <b>ASEPTI</b> : Antimicrobial coated surface in option.
<b>LEED® Credits</b>	<b>MRC4.1</b> : Recycled content. <b>MRC7</b> : FSC Certified Wood. Available on request. <b>IEQ 4.4</b> : Low Emitting Materials, UF-Free.



Printed in Canada 2016/04