



COMMERCIAL AND ARCHITECTURAL
DOOR MANUFACTURER

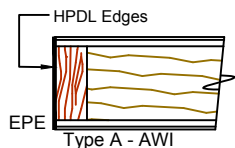
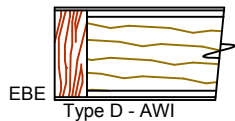
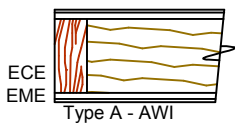
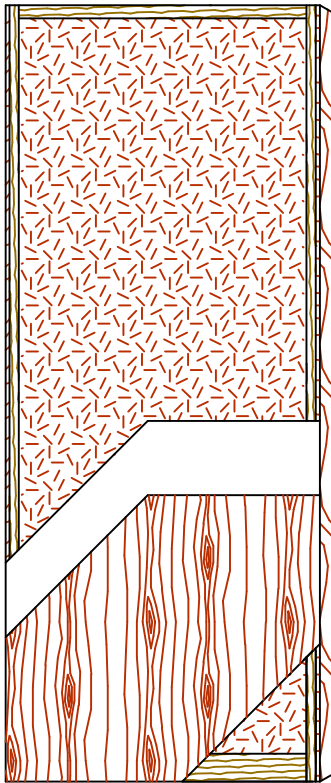
U.S.A. : 1 800 363.2248
Can. : 1 800 463.3124
info@lambtondoors.com
www.lambtondoors.com

COMMERCIAL AND ARCHITECTURAL DOORS



Acoustical Door NO UREA FORMALDEHYDE

Compatible edge **5-STC35-ECE**
Matching edge **5-STC35-EME**
Blind edge **5-STC35-EBE**



SPECIFICATIONS DESCRIPTIONS

Type	Sound dampening core (interior use).
In conformity with industry standards	ARCHITECTURAL WOODWORK STANDARDS-ED.2 WDMA Series I.S.1-A-2013 ASTM E90-04 ASTM E413-04 ASTM E1332-90 ASTM E2235-04 ASTM D5456-09 C.S.A. 0132.2 Serie 90
Thickness	1-3/4" (44 mm).
Maximum size	48" x 120" (1 219 mm x 3 048 mm).
Stiles	ECE (Compatible Edge): 7/16" (11 mm) wood (mill option). EME (Matching Edge): 7/16" (11 mm) hardwood. EBE (Blind Edge): 7/16" (11 mm) hardwood. Laminated to 1" (25 mm) of proprietary material.
Rails	Top: 1-7/16" (37 mm) of proprietary material. Bottom: 3" (76 mm) of proprietary material.
Core	Proprietary material.
Adhesive	Type I, fully waterproof; PVA (no urea formaldehyde); VOC<0.683 g/L.
Face	Wood veneer or MDO bonded to a UF free composite crossband. No added urea formaldehyde resin.
Acoustical rating	STC35. For pair and transom, STC rating will be affected.
Lite opening	Limited to 1 296 Sq. in. (0,836 Sq. m.). Will affect STC rating.
Notes	<ul style="list-style-type: none"> Doors tested using double S88BL Siliconeal™ gasket, 434ARL drop seal, 2005AT threshold and 3 heavy duty hinges. The use of hardware other than those tested will affect STC rating. Stile dimensions shown are rough sizes, before trimming. Dimensions will vary depending on the hardware. For pair and transom, Lambton Doors will provide a wood astragal with S88BL Siliconeal™ gasket. Heavy duty hinges must be used. Weight : 9.4 lbs/sq. ft. (45.8 kg/sq. m.). Not available fire-rated. Refer to STC35-90 in such a case.
Options	15/16" (24 mm) wood (mill option) or hardwood laminated to 1" (25 mm) of proprietary material. EPE (Plastic Edge): HPDL edge. Lambton Doors' EDGEFENDER : High impact resistant edges.
Warranty	Life of original installation. See our complete warranty for details.
Factory finish	UV Finishing System 9 by AWI. Stain, clearcoat, opaque and primed finish available. No VOC. Custom color matching available. Sealed top and bottom standard. Lambton Doors' ASEPTI : Antimicrobial coated surface in option.

LEED® Credits



MRc4.1: Recycled content.
MRc7: FSC Certified Wood. Available on request.
IEQ 4.4: Low Emitting Materials, UF-Free.



The FSC logo identifies products which contain wood from well-managed forests certified in accordance with the rules of the Forest Stewardship Council.

The mark of responsible forestry

